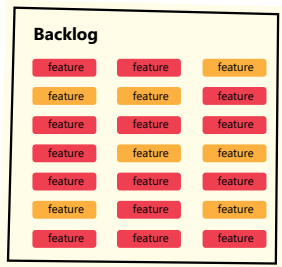


Agile Development in 3 Simple Steps

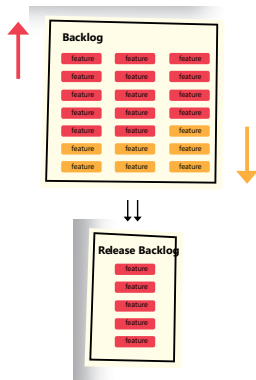
STEP 1



Create a backlog

- ☛ Collect the list of features that the clients would like to have.

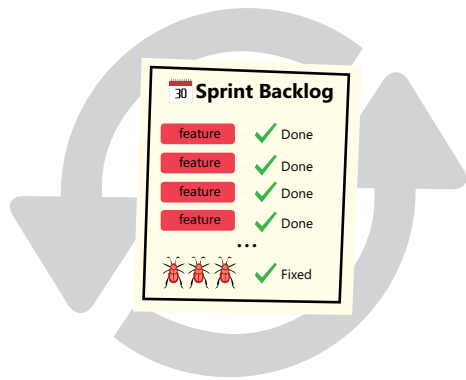
STEP 2



Estimate and Prioritize

- ☛ Estimate how much time it will take to develop the features and assign priority to each one of them.
- ☛ Create the Release Backlog

STEP 3



Sprints

- ☛ Select high priority features from the release backlog.
- ☛ Develop features to complete the sprint
- ☛ Repeat the sprints until all features are developed.